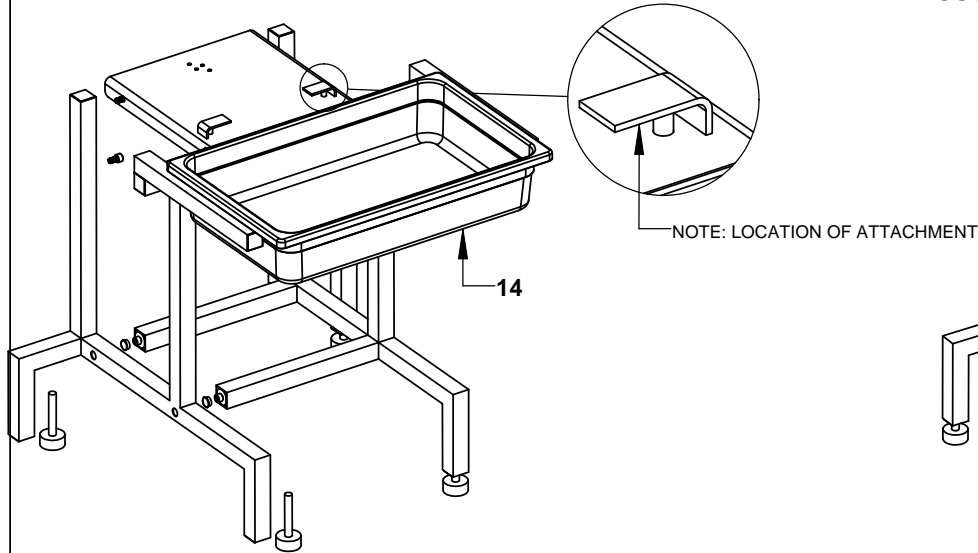
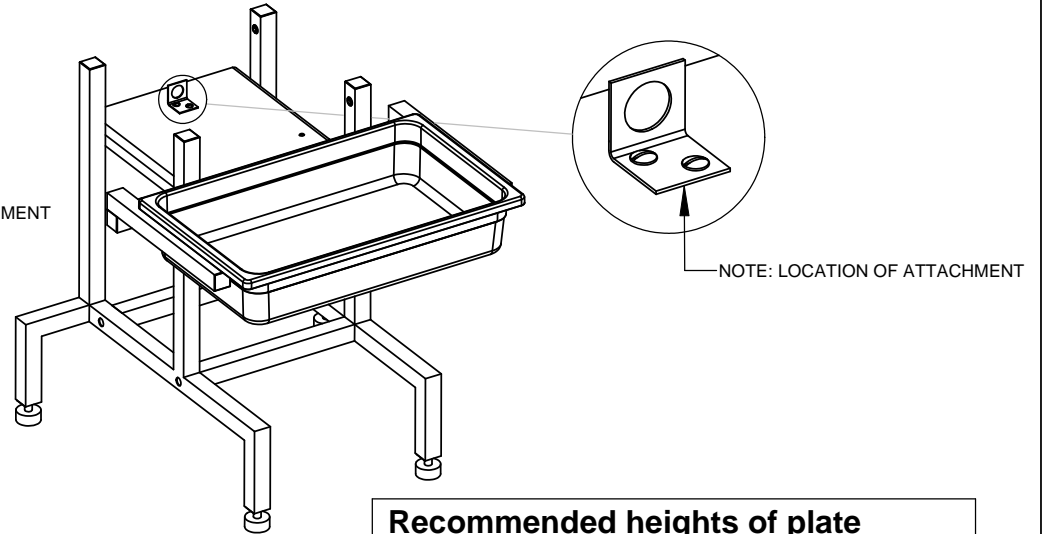


This document is our property, it must not be copied and its contents must not be imparted to third persons without our written permission. Infringement of the above will be prosecuted.

### Assembled for RG-100 / RG-200



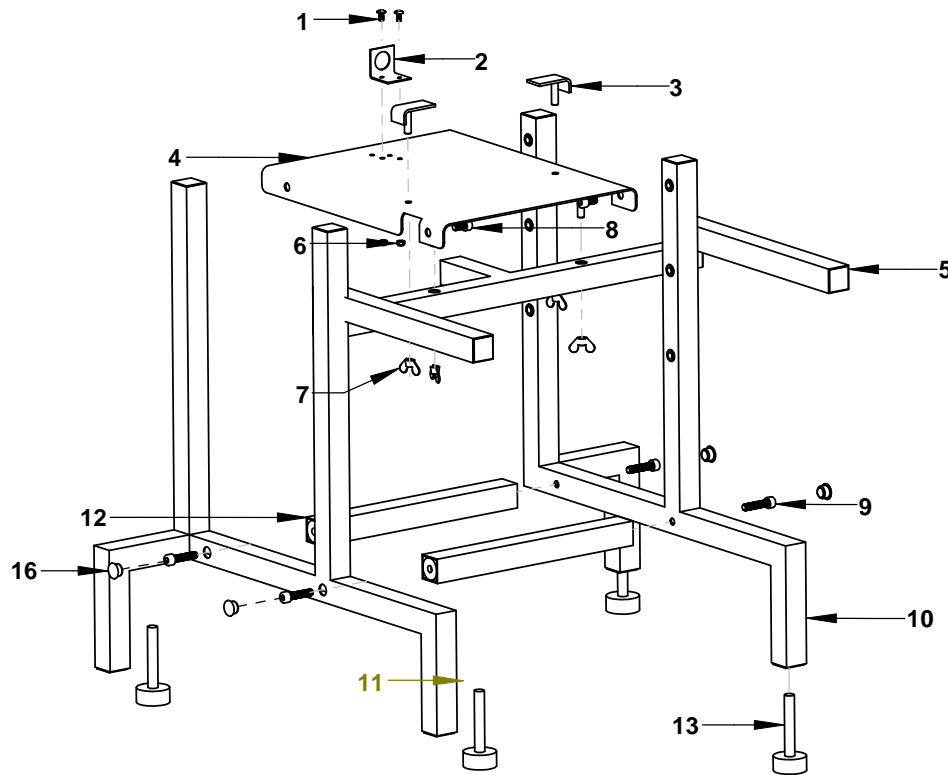
### Assembled for RG-250 / RG-300 / RG-350



#### Recommended heights of plate

RG-100 / RG-200 / RG-250	Highest level
RG-300 / RG-350	Middle level
RG-350 with hopper	Lowest level

1	Din 985 Lsks M5 x 10	🔩	2pcs
2	Bracket		1pcs
3	Clamp		2pcs
4	Plate		1pcs
5	Cantine Holder		1pcs
6	Lock-Nut M5 Din 985	🔩	2pcs
7	Wing-Nut		4pcs
8	Mc6s M8 x 15	🔩	4pcs
9	Mc6s M8 x 35	🔩	4pcs
10	Side Right		1pcs
11	Side Left		1pcs
12	Distance		2pcs
13	Table Foot	🔩	4pcs
14	Cantine		1pcs
15	Allen Key 6 mm	🔑	1pcs
16	Plug	🔩	7pcs



**HALLDE**

**MACHINE TABLE FOR**  
 RG-100 / RG-200 / RG-250  
 RG-300 / RG-350 / RG-7

Ritad av Dwn by	WE	Rev.dat. Rev.date	
Godk. Appr.	UEK	Dat. Date	06-01-11
Ritn.nr Drawing no.	25278/A		